

SV Analytica Professional Edition

Get the analytical power you
need for better decision making

SV Analytica Statistics

What is SV Analytica Statistics?

It's a pre-packaged service offering that empowers the end users of IBM SPSS Tools (namely; Statistics, Modeler, and CADS,etc.) with a wide range of online and on-prem capabilities. This will help all clients to master the IBM analytical tools, thus boost their ROI and business outcomes. It exclusively grants the customers an access to audio-video tutorials and documentary materials through Smart Vision Portal. These online materials allow the end users to easily install, activate and quickly troubleshoot their IBM tools, as these tutorials are carefully designed to provide different training levels to both beginners & professionals to perfectly use the embedded IBM technologies.

Why use SV Analytica Statistics?

SV Analytica Statistics is the world's leading statistical software., It enables you to more quickly dig deeper into your data, making it a much more effective tool than spreadsheets, databases or standard multi-dimensional tools for analysts.

SV Analytica Statistics excels at making sense of complex patterns and associations – enabling end users to draw conclusions and make predictions.

And it's fast – handling tasks like data manipulation and statistical procedures in a third the time of many non statistical programs.

SV Analytica Statistics comes in three editions:

➡ Standard

Essential analytical tools for the most common projects

➡ Professional

A comprehensive set of features and tools to address the challenges of the entire analytic lifecycle

➡ Premium

Designed for enterprise businesses with extensive needs across all advanced analytics efforts

SV Analytica Professional Capabilities:

Like SV Analytica Statistics Standard, SV Analytica Statistics Professional includes advanced statistical procedures to ensure the accuracy of your analyses and table features to help you better understand your data and easily report results. But SV Analytica Statistics Professional goes much further – helping you with issues of data quality and data complexity, with automation and forecasting capabilities to name a few.

- Statistics Base
- Advanced Statistics
- Custom Tables
- Regression
- Missing values
- Decision trees
- Categories
- Forecasting
- Bootstrapping
- Data preparation

Features & Modules

Advanced Statistics

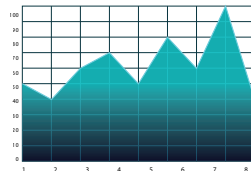
It features a variety of regression and advanced statistical procedures designed to fit the inherent characteristics of data describing complex relationships, including:

- General linear models (GLM)
- Generalized linear mixed models (GLMM)
- Hierarchical linear models (HLM)
 - Generalized linear models (GENLIN)
- Generalized estimating equations (GEE)

Regression

You can also apply more sophisticated models to your data using a wide range of nonlinear regression models, using these procedures:

- Multinomial logistic regression (MLR)
Predict categorical outcomes with more than two categories.
- Binary logistic regression Easily classify your data into two groups.
- Nonlinear regression (NLR) and constrained nonlinear regression (CNLR)
Estimate parameters of nonlinear models.
- Probit analysis Evaluate the value of stimuli using a logit or probit transformation of the proportion responding.



Custom Tables

It enables you to quickly "slice and dice" your data then you can create customized tables to help you better understand your data and easily report your results.

Statistics Base

Statistical analysis software that delivers the core capabilities you need to take the analytical process from start to finish. ...

A comprehensive range of statistical procedures for conducting accurate analysis. Built-in techniques to prepare data for analysis quickly and easily.



Features & Modules

Missing values

It includes critical tools for addressing data validity and missing values:

- Uncover missing data patterns by examining data from several different angles, using one of six diagnostic tests, and quickly generate a report highlighting serious missing data problems.
- Use the multiple imputation procedure to replace missing data values to better understand patterns of “missingness” in your dataset and enable you to replace missing values with scientific estimates easily.

Categories

It enables you to visualize and explore relationships in your data and predict outcomes based on your findings.

Decision trees


It creates classification and decision trees to help you better identify groups, discover relationships between groups and predict future events.

Decision trees present categorical results in an intuitive manner, allowing you to explore results and visually determine how your model flows, and then clearly explain categorical results to non-technical audiences.


You can also find specific subgroups and relationships that you might not uncover using more traditional statistics.

Forecasting

It offers a number of capabilities that enable both novice and experienced users to quickly develop reliable forecasts using time-series data. ... Unlike spreadsheet programs, it enables you to use advanced statistical methods in creating forecasts.








“SV Analytica Statistics leverages a powerful set of statistical capabilities, enabling your organization to make the most of the valuable information your data provides”

By digging deeper into your data, you can discover information to improve decision-making ultimately expanding markets, improving research outcomes, ensuring regulatory compliance, managing risk and maximizing ROI to name a few.

SV Analytica-Standard packages features robust and sophisticated functionality and procedures that address the entire analysis lifecycle:

- It includes procedures to account for missing data that otherwise could negatively impact the validity of your results.
 - It supports all common data sources used by enterprise organizations.
 - Statistical functions and procedures are kept apart from the data, reducing the risk of errors.
 - Open technologies allow for the use of external programming languages, so you can add or customize additional functionalities.
 - Various modular offerings support different types of analyses.
- 



CONTACT US NOW!

www.smartvision-me.com